





PRODUCT			DATE SAMPLED		LAB
PAIN LOTION			10/20/19		
Cannabinoids	LOQ	weight (%)	mg/g	mg/unit	Cannabinoids Profile
delta 9-THC	10 PPM	N/D	N/D	N/D	
THCA	10 PPM	N/D	N/D	N/D	
CBD	10 PPM	0.583%	5.829	291.5	
CBDA	20 PPM	N/D	N/D	N/D	
CBDV	20 PPM	N/D	N/D	N/D	
CBC	10 PPM	N/D	N/D	N/D	
CBN	10 PPM	N/D	N/D	N/D	
CBG	10 PPM	N/D	N/D	N/D	
CBGA	20 PPM	N/D	N/D	N/D	
delta 8-THC	10 PPM	N/D	N/D	N/D	
THCV	10 PPM	N/D	N/D	N/D	
Total delta 9-THC		N/D	N/D	N/D	
Total CBD		0.583%	5.829	291.5	
Total Cannabinoids		0.583%	5.829	291.5	

1 unit = 50 ml per unit x density (1) x Cannabinoid concentration
 Reporting Limit 10 ppm
 Total CBD = CBD + CBDA x 0.877

N/D - Not Detected, B/LOQ - Below Limit of Quantification